


### Basic Collecting Techniques



### The Problems with Giant Teeth

- Largest teeth difficult to collect

- Very rare
- Very heavy

- Require specialized collecting methods


- Right places for collecting
- Right conditions for collecting



### Collecting Philosophy: Numbers vs. Size




### Collecting Philosophy: Numbers vs. Size



### Right Places

- 1) Falls/slump piles
- 2) Debris fields
- 3) Pockets in blue clay



### Right Places: (1) Falls/Slump Piles





**Right Places:**  
(1) Falls/Slump Piles



**Right Places:**  
(2) Debris Fields



**Right Places:**  
(2) Debris Fields



**Right Places:**  
(2) Debris Fields



**Right Places:**  
(2) Debris Fields



**Right Places:**  
(2) Debris Fields



**Right Places:**  
(2) Debris Fields




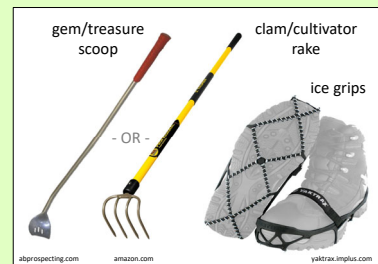
**Right Places:**  
(2) Debris Fields



**Right Places:**  
(3) Pockets in Blue Clay




**Right Places:**  
(3) Pockets in Blue Clay



**Right Places:**  
(3) Pockets in Blue Clay



**Right Places:**  
(3) Pockets in Blue Clay





**Right Conditions**

- 1) Strong wave action from storms
- 2) The day after a storm



**Right Conditions:**

- (1) Strong Wave Action from Storms



**Right Conditions:**

- (1) Strong Wave Action from Storms



**Right Conditions:**

- (1) Strong Wave Action from Storms



**Right Conditions:**

- (1) Strong Wave Action from Storms



**Right Conditions:**

- (1) Strong Wave Action from Storms



**Right Conditions:**  
(1) Strong Wave Action from Storms



**Right Conditions:**  
(2) The Day After a Storm



**Focused Collecting**

- Falls/slump piles – especially after soaking rain
- Debris fields with large cobbles, shells, etc.
- Blue clay pockets
- During and/or just after storms



brettkent.weebly.com

